

PARTY RESOURCES

**CONFIDENTIAL
OXY CRISIS LINE
(323) 341-4141**

- Call for mental health or substance use-related crises
- Call for yourself or someone else
- They will first assess for safety and can activate emergency response if needed

WHEN TO CALL 911:

Alcohol Poisoning	Opioid Overdose
<ul style="list-style-type: none">• Slurred speech• Vomiting• Mood changes• Incoordination• Unconsciousness	<ul style="list-style-type: none">• Pinpoint Pupils• Slowed breathing• Unconsciousness• Blue or grey lips• Cold/clammy skin

(or any other medical emergency)

**WHEN IN
DOUBT,
CALL 911**



**OXY'S
MEDICAL
AMNESTY
POLICY**

On campus, call 911 + Campus Safety
323-259-2599
(faster than 911 on campus)

YOUR SOBER HOSTS:

+

Find your sober hosts if: -someone is expressing concerning behavior - emergency services need to be called - you need fentanyl test strips or Narcan



PEER POWER PROGRAM

OXY.EDU/HARMREDUCTION

PARTY RESOURCES

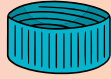
HOW TO TEST YOUR DRUGS*

*for fentanyl with fentanyl test strips

Test strip training



1 Fill a small container with at least 15 ml of water.



15 ml is about a tablespoon, or a large bottle cap full.

2 Fully dissolve a small amount of powder (residue on bag, scraped/crushed pill) in the water.



You can use a bottle cap, small cup, or the test strip bag to dissolve the substance.

3 Hold the blue end of the strip and dip it in the water for 10 seconds (until the water reaches the white part of the strip).



Remember that each pill or baggy should be tested individually.

4 Take the strip out of the water and wait 60 seconds.

1 line = fentanyl is present.
2 lines = fentanyl is not present.

HOW TO USE NALOXONE*


*naloxone is safe & has no negative side effects, even if the person is not overdosing

Naloxone training



SIGNS OF OVERDOSE

1 **Pinpoint pupils:** The person's pupils are excessively constricted, and do not respond to light.



Check for the signs of overdose. If you suspect an overdose, call 911 right away (and/or Campus Safety).

1

2 **Breathing:** Breathing is slowed or stopped. Adults normally breathe 12-20 times per minute.

Lay the person on their back, open the naloxone package, and insert the spray nozzle into one nostril. Push the plunger all the way down until you hear a click.

2

3 **Unconscious:** The person will not respond to any physical stimulus. They can't speak or keep their eyes open.

Put them in recovery position. Lay the person on their left side with their head resting on their arm. Administer another dose in 2-3 minutes if they do not wake up.

3

CALL 911 RIGHT AWAY IF YOU SUSPECT AN OVERDOSE

RESPONDING TO HARM OR ASSAULT

See Something, Say Something

PROJECT SAFE



Book an Appointment with our Survivor Advocate at calendly.com/survivoradvocate

Need to visit a Sexual Assault Response Team (SART) center?

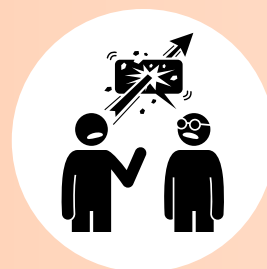
Violence Intervention Program (VIP)

Sexual Assault Center 1721 Griffin Avenue
323-409-3800 Los Angeles, CA 90031



DIRECT

Confront the situation right away by calling out the negative or harmful behavior



DISTRACT

Create a diversion to interrupt and separate the person harmed and the person causing harm



DELEGATE

Involve others and decide together how to intervene



DEBRIEF

Check in later with those who were involved in the situation



PEER POWER PROGRAM

OXY.EDU/HARMREDUCTION