

PARTY RESOURCES

**CONFIDENTIAL
OXY CRISIS LINE
(323) 341-4141**

- Call for mental health or substance use-related crises
- Call for yourself or someone else
- They will first assess for safety and can activate emergency response if needed

WHEN TO CALL 911:

Alcohol Poisoning	Opioid Overdose
<ul style="list-style-type: none">• Slurred speech• Vomiting• Mood changes• Incoordination• Unconsciousness	<ul style="list-style-type: none">• Pinpoint Pupils• Slowed breathing• Unconsciousness• Blue or grey lips• Cold/clammy skin

(or any other medical emergency)

**WHEN IN
DOUBT,
CALL 911**



**OXY'S
MEDICAL
AMNESTY
POLICY**

On campus, call 911 + Campus Safety
323-259-2599
(faster than 911 on campus)

YOUR SOBER HOSTS:

+

Find your sober hosts if: -someone is expressing concerning behavior - emergency services need to be called - you need fentanyl test strips or Narcan



PEER POWER PROGRAM




OXY.EDU/HARMREDUCTION

HOW TO TEST YOUR DRUGS*

*for fentanyl with fentanyl test strips

Test strip training



- 1** Fill a small container with at least 15 ml of water. 
- 2** Fully dissolve a small amount of powder (residue on bag, scraped/crushed pill) in the water. 
- 3** Hold the blue end of the strip and dip it in the water for 10 seconds (until the water reaches the white part of the strip). 
- 4** Take the strip out of the water and wait 60 seconds.

15 ml is about a tablespoon, or a large bottle cap full.

You can use a bottle cap, small cup, or the test strip bag to dissolve the substance.

Remember that each pill or baggy should be tested individually.

1 line = fentanyl is present.
2 lines = fentanyl is not present.

HOW TO USE NALOXONE*

*naloxone is safe & has no negative side effects, even if the person is not overdosing

Naloxone training



SIGNS OF OVERDOSE



- 1** **Pinpoint pupils:** The person's pupils are excessively constricted, and do not respond to light.
- 2** **Breathing:** Breathing is slowed or stopped. Adults normally breathe 12-20 times per minute.
- 3** **Unconscious:** The person will not respond to any physical stimulus. They can't speak or keep their eyes open.

Check for the signs of overdose. If you suspect an overdose, call 911 right away (and/or Campus Safety).

Lay the person on their back, open the naloxone package, and insert the spray nozzle into one nostril. Push the plunger all the way down until you hear a click.

Put them in recovery position. Lay the person on their left side with their head resting on their arm. Administer another dose in 2-3 minutes if they do not wake up.

HOW TO RESPOND

- 1**
- 2**
- 3**

CALL 911 RIGHT AWAY IF YOU SUSPECT AN OVERDOSE

RESPONDING TO HARM OR ASSAULT

See Something, Say Something

PROJECT SAFE 



Book an Appointment with our Survivor Advocate at calendly.com/survivoradvocate

Need to visit a Sexual Assault Response Team (SART) center?

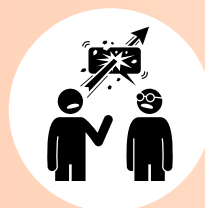
Violence Intervention Program (VIP)

Sexual Assault Center 1721 Griffin Avenue
323-409-3800 Los Angeles, CA 90031



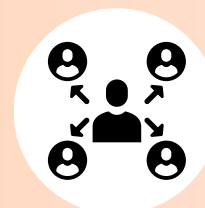
DIRECT

Confront the situation right away by calling out the negative or harmful behavior



DISTRACT

Create a diversion to interrupt and separate the person harmed and the person causing harm



DELEGATE

Involve others and decide together how to intervene



DEBRIEF

Check in later with those who were involved in the situation



PEER POWER PROGRAM

OXY.EDU/HARMREDUCTION

HOW TO USE THIS RESOURCE:

PRINT THE POSTERS (PAGE 1 & 2 OF THIS GUIDE)

- Hang the Party Resources and Harm Reduction info posters somewhere your guests can see them—we recommend the Party Resources poster be hung up on the front door or near the entrance, and the Harm Reduction info posters be hung in the bathroom
- If you want larger pre-printed posters scan the QR code below

USE THE CHECKLIST

- While planning a party, sit down with your roommates/friends/others involved in party planning and go over the checklist together
- Ensure you have a plan in case of emergency
- Ensure you all have relevant phone numbers saved in your phones



Save Campus Safety
in your phone



Save the 24/7 Oxy
Crisis Line in your
phone

NEED MORE SUPPLIES?

- If you need:
 - more naloxone (Narcan), fentanyl test strips, or harm reduction kits
 - Pre-printed 11x17 posters for your partythen scan the QR code to request them for pickup----->
- Make sure sober hosts have access to naloxone and fentanyl test strips
- Consider putting them out for guests to grab (printable posters below)



WANT MORE INFO?

- You can find tons of information about harm reduction and safer use tips for a variety of substances on our website----->



PARTY PLANNING

PRE PARTY CHECKLIST:

- Tell your neighbors, give them your contact info (so they call you first with a noise complaint)
- Designate one person as the bartender → reduces risk of overconsumption of alcohol and spiking of drinks
- Purchase non-alcoholic drinks and water for guests
- Lock up bedroom doors to prevent theft
- Ensure all roommates have relevant phone numbers saved
- Choose your sober hosts and ensure they understand their responsibilities
- Hang up resource posters in places visible to guests
- Ensure you have fentanyl test strips and Narcan readily available and your house is trained how to use them (If you need more, use [this form](#)----->)



SOBER HOSTS

- Have at least **two** sober hosts (this ensures sharing responsibilities especially in an emergency)
- Mark sober hosts in some way (i.e. glow stick, necklace, sticker)
- Alert guests on entering the party of the sober hosts' names, features, and marking
- Post sober hosts' names, Campus Safety's number, and the Crisis Line number (included on your resource poster)

RESPONSIBILITIES OF SOBER HOSTS:

- Looking out for the safety of party goers; interfacing with police/emergency services if needed
- Staying available and visible as a point of contact if someone feels unsafe
- Upstander intervention if necessary
- Knowing the signs of alcohol and drug overdose, ensuring access to fentanyl test strips and Narcan, and knowing the proper steps to take
- Collecting and throwing away any opened containers left unattended

DURING PARTY:

- Don't be afraid to cut someone off if they are drinking too much
- If trouble or fighting starts, kindly ask the guest(s) to leave
- Keep all cups and drinks in the house to avoid conflict with police
- Have a set volume for the music. Know that you can get a citation for loud music after 10 pm
- Make sure your friends are walking home with someone they trust
- **Never hesitate** to call 911 if someone is dangerously drunk or unresponsive
- If someone is passed out, even if you think they are just sleeping it off, check on them to be sure they are okay. Unresponsiveness warrants an immediate call to 911
- If a guest is too drunk to get home safely or doesn't have a way to get home, be prepared to give them a couch to sleep on or call Campus Safety to drive them home within ~1 mile of campus



Free Narcan!



Free fentanyl test strips!

