



OXY
Occidental
College

2017 Sexual Assault Surveys for Oxy Faculty, Staff and Students

April 18, 2018

About the Surveys

(Administered on Nov 6-Dec 10, 2017 at Oxy)

Student Survey

- National survey, year 3
- Administered by HEDS
- Response rate: $419/2038=21\%$ (from 31% in 2015, 27% in 2016)

Faculty/Staff/Admin Survey

- Homegrown survey, year 2
- Administered by the Higher Education Data Sharing Consortium (HEDS)
- Response rate: $217/789=28\%$ (from 30% in 2016)

Demographic questions (gender, sexual orientation and race/ethnicity) were asked, but responses were masked by HEDS to protect anonymity of respondents.

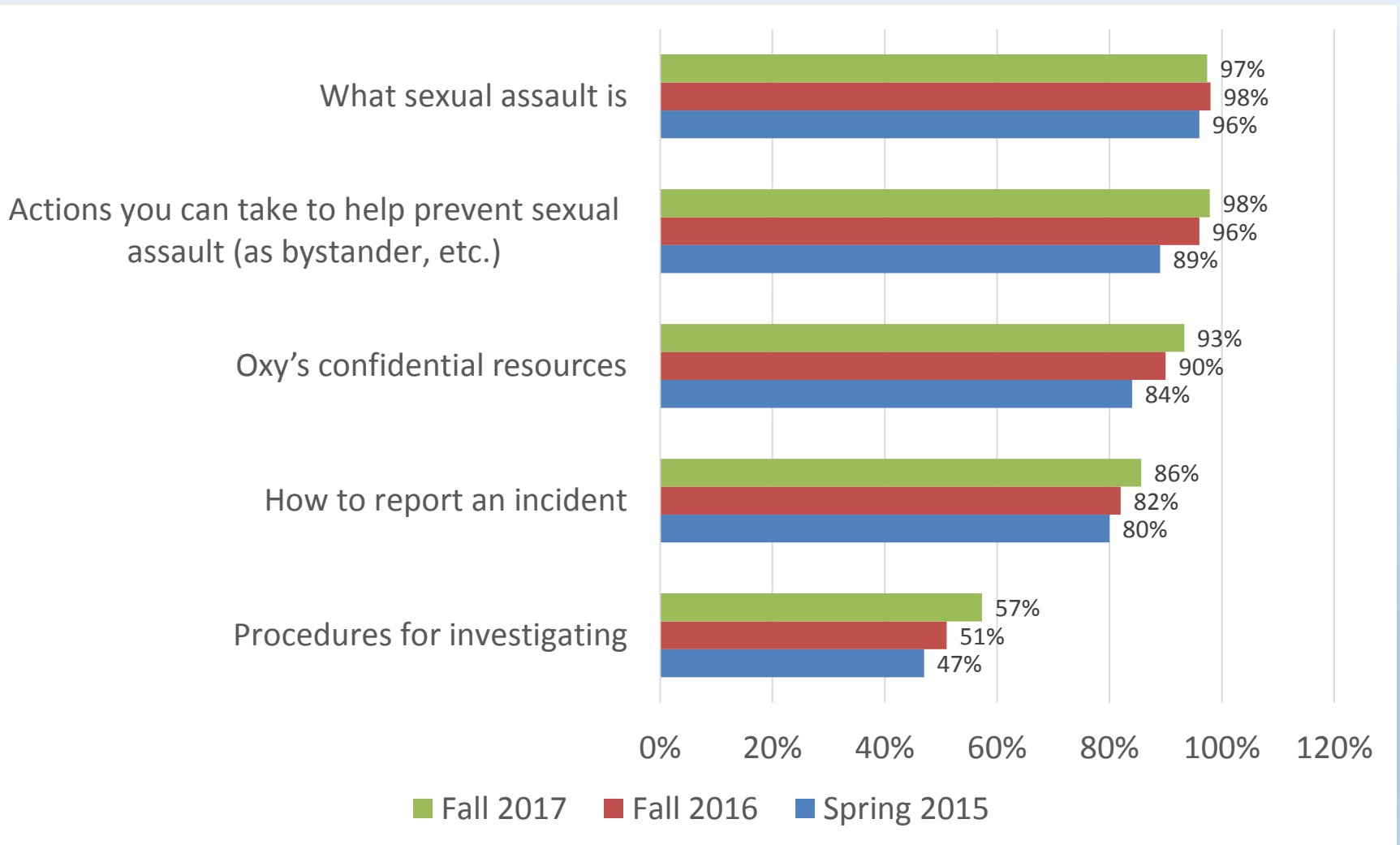
Student Survey

Student Survey, Fall 2017

By gender	Target population	Responses	Response rate %
Female	1,181	273	23% (33% in 2016)
Male	857	133	16% (17% in 2016)

By class level	Responses	Frequency distribution %
Frosh	127	30% (27% in 2016)
Sophomore	88	21% (23% in 2016)
Junior	102	24% (24% in 2016)
Senior	101	24% (25% in 2016)
Other	1	0.2% (0.5% in 2016)

Have you received information or education from Oxy about: (% 'yes')



Spring 2015:

“Since starting at Oxy, how often have you experienced the following forms of unwanted sexual contact while on campus or off-campus during an event or program sponsored by Oxy?”

Fall 2016 and Fall 2017:

“Since starting at Oxy, ... while you were:

- a) on campus;
- b) off campus at an event or program connected with Oxy, including study abroad and internships; or
- c) at a social activity or party near campus such as at an apartment, restaurant or bar?”

Experience with unwanted sexual contact

Since starting at Oxy, how often have you experienced the following:	Total for % rarely, % sometimes, % often, % very often		
	Spring 2015	Fall 2016	Fall 2017
Unwanted verbal behaviors	60%	60%	60%
Unwanted nonverbal behaviors	26%	28%	34%
Unwanted brief physical contact	52%	46%	47%

Spring 2015:

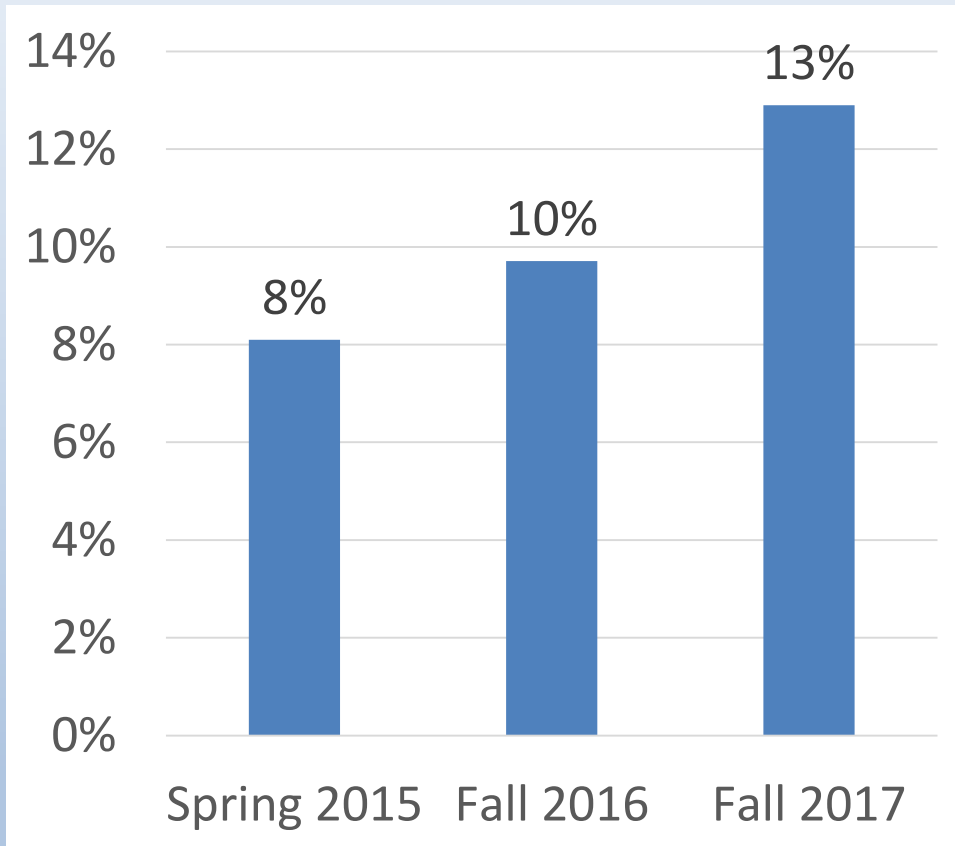
“Since starting at Oxy, have you been sexually assaulted while on campus or off-campus during an event or program sponsored by Oxy?”

Fall 2016 and Fall 2017:

“Since starting at Oxy, have you been sexually assaulted while you were:

- a) on campus;
- b) off campus at an event or program connected with Oxy, including study abroad and internships; or
- c) at a social activity or party near campus such as at an apartment, restaurant or bar?”

...have you been sexually assaulted..."yes"?



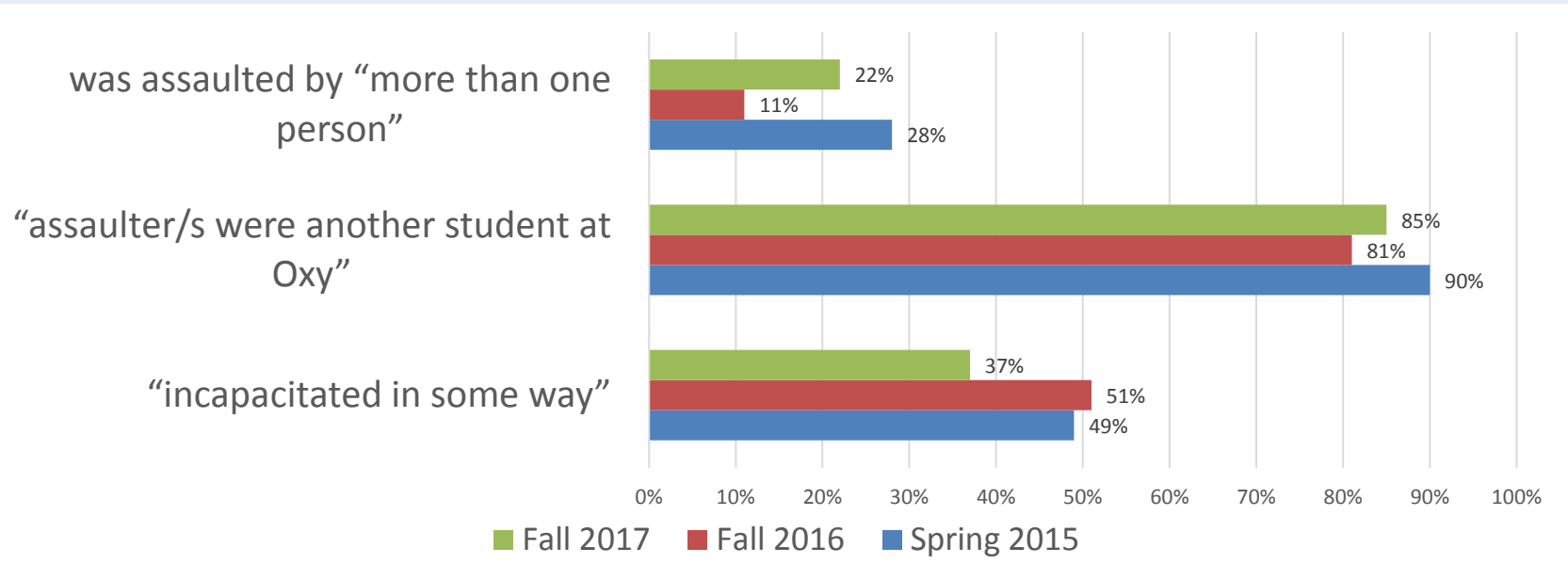
	Spring 2015	Fall 2016	Fall 2017
Yes	51	53	54
No	556	468	347
Unsure	23	25	17
Total responses	630	546	418

Where did the sexual assaults occur?

	Spring 2015		Fall 2016		Fall 2017	
On the campus, in a residential building	25	49%	28	53%	28	52%
On the campus, in a nonresidential building	9	18%	6	11%	7	13%
Off campus, at another college or university	0	0%	1	2%		0%
Off campus, not at another college or university	16	31%	10	19%	9	17%
Greek housing, on or off campus	not asked during this round		6	11%	7	13%
Study abroad, study away, or other off-campus study program			2	4%	3	6%
No response	1	2%	0	0%	0	0%
Total	51	100%	53	100%	54	100%

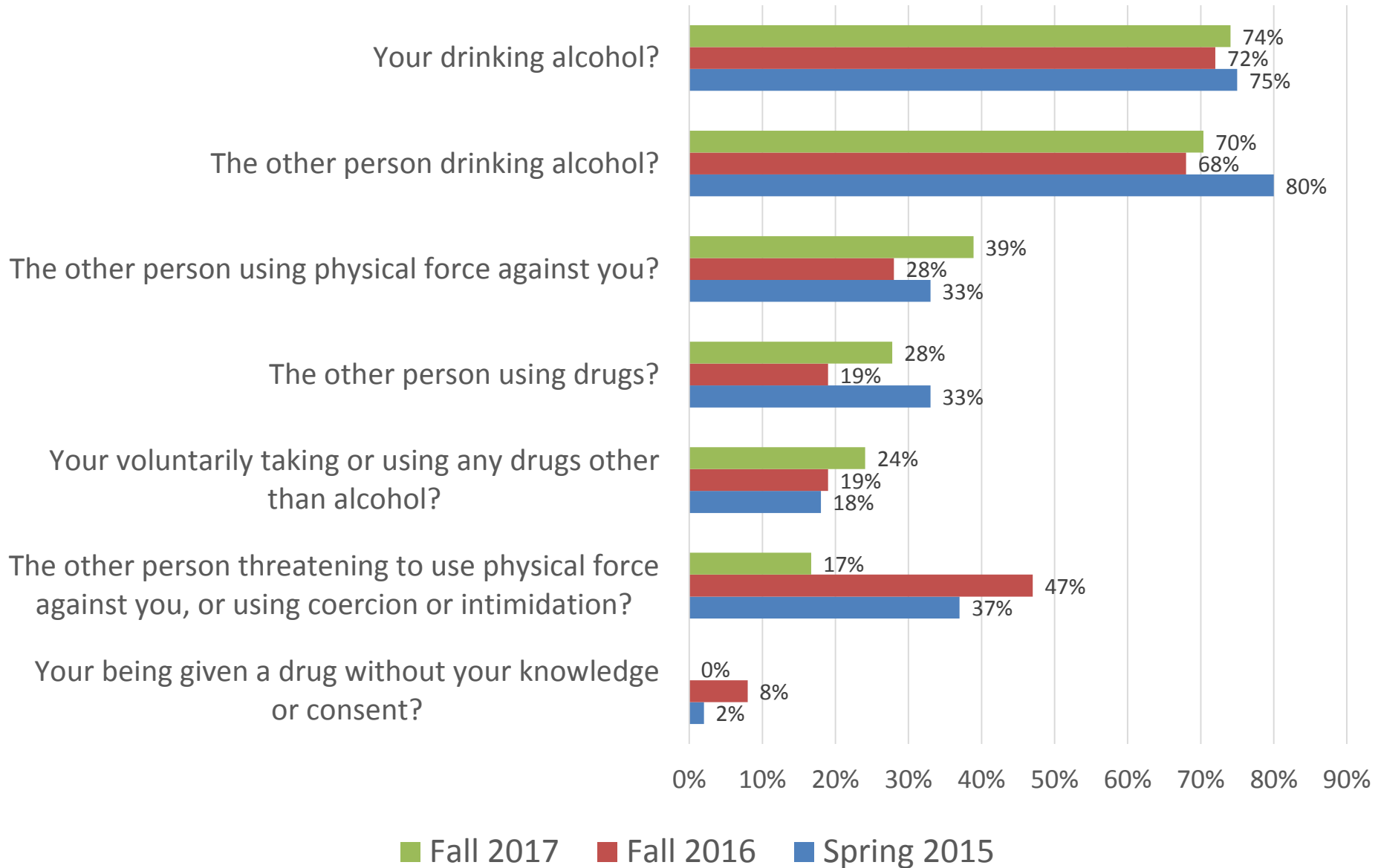
Around 65% of sexual assaults happened ON campus, 35% happened OFF campus.

SA survivors state...



	Spring 2015	Fall 2016	Fall 2017
was assaulted by "more than one person"	14	6	12
"assaulter/s were another student at Oxy"	46	43	46
"incapacitated in some way"	25	27	20

Did this incident of sexual assault involve:



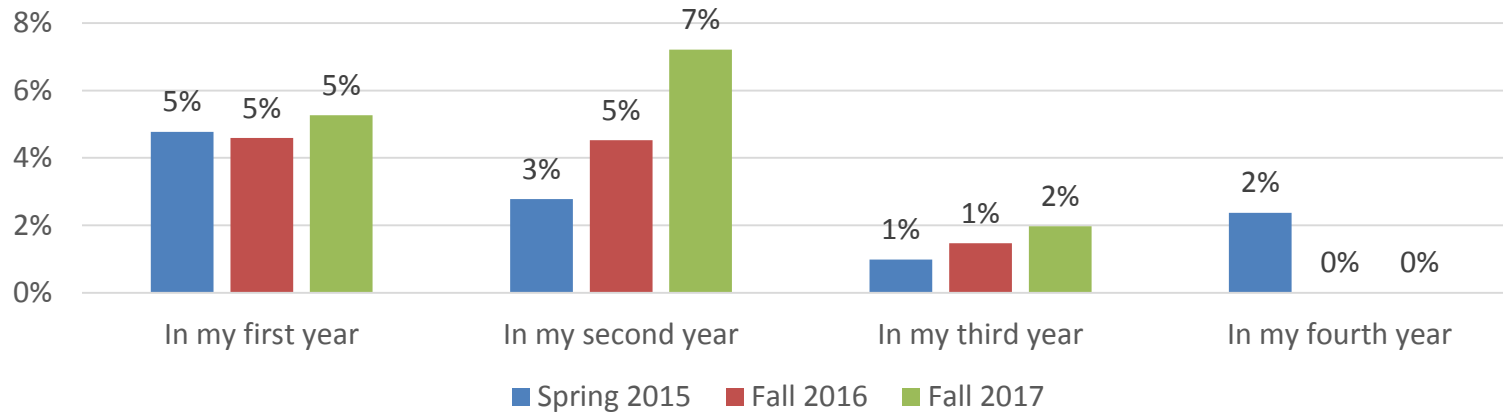
SA survivors can answer 'yes', 'no', 'unsure' for each question.

When did it happen?

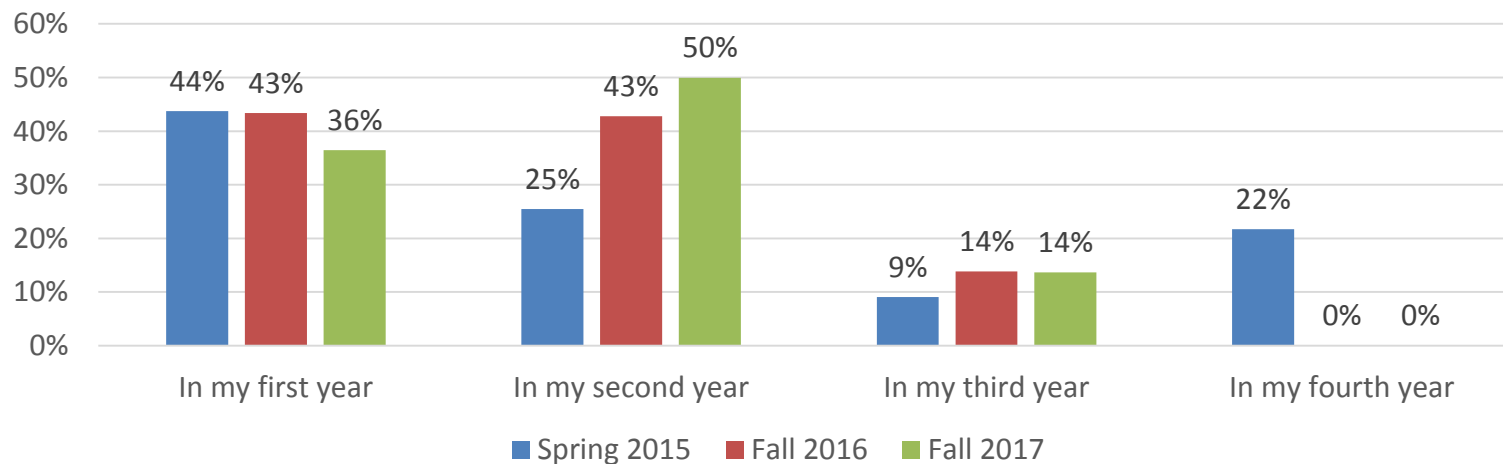
<i>When?</i>	Spring 2015	Fall 2016	Fall 2017
In my first year	30	25	22
In my second year	13	18	21
In my third year	3	4	4
In my fourth year	4	0	0
Total	50	47	47

When did it happen?

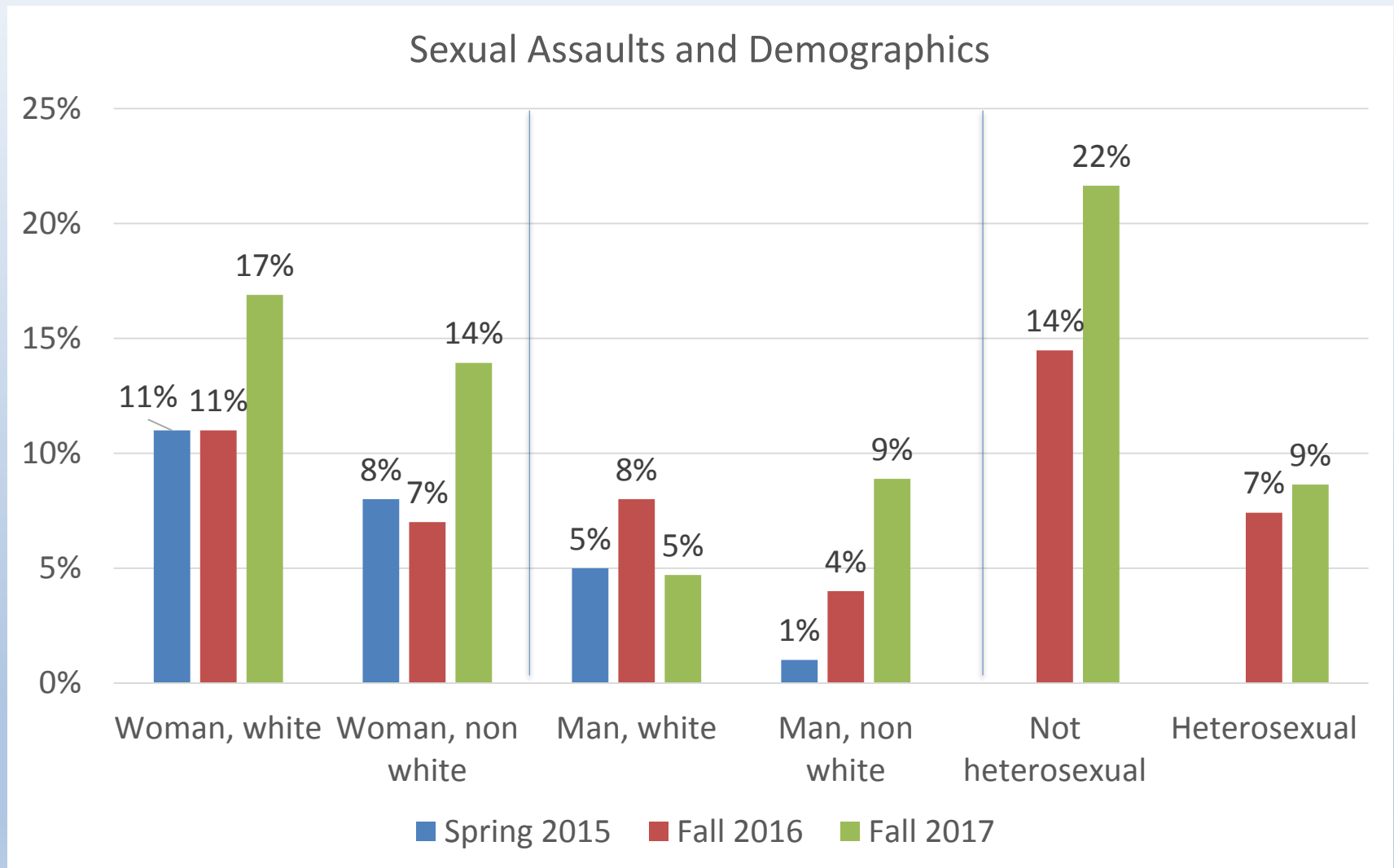
Sexual Assault Rates
(adjusted by how long they stayed at Oxy)



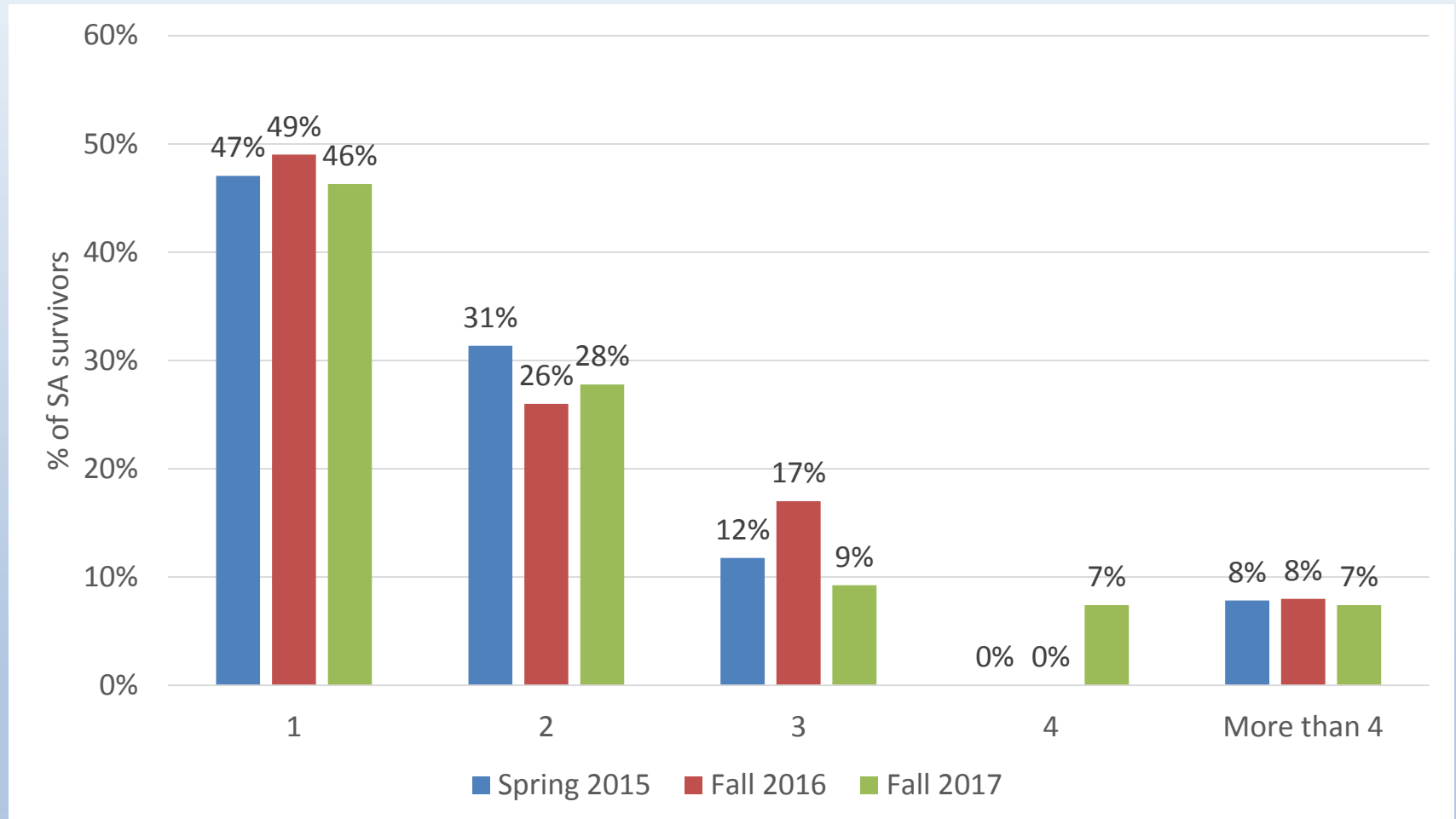
Distribution of SA Rates



...have you been sexually assaulted...?

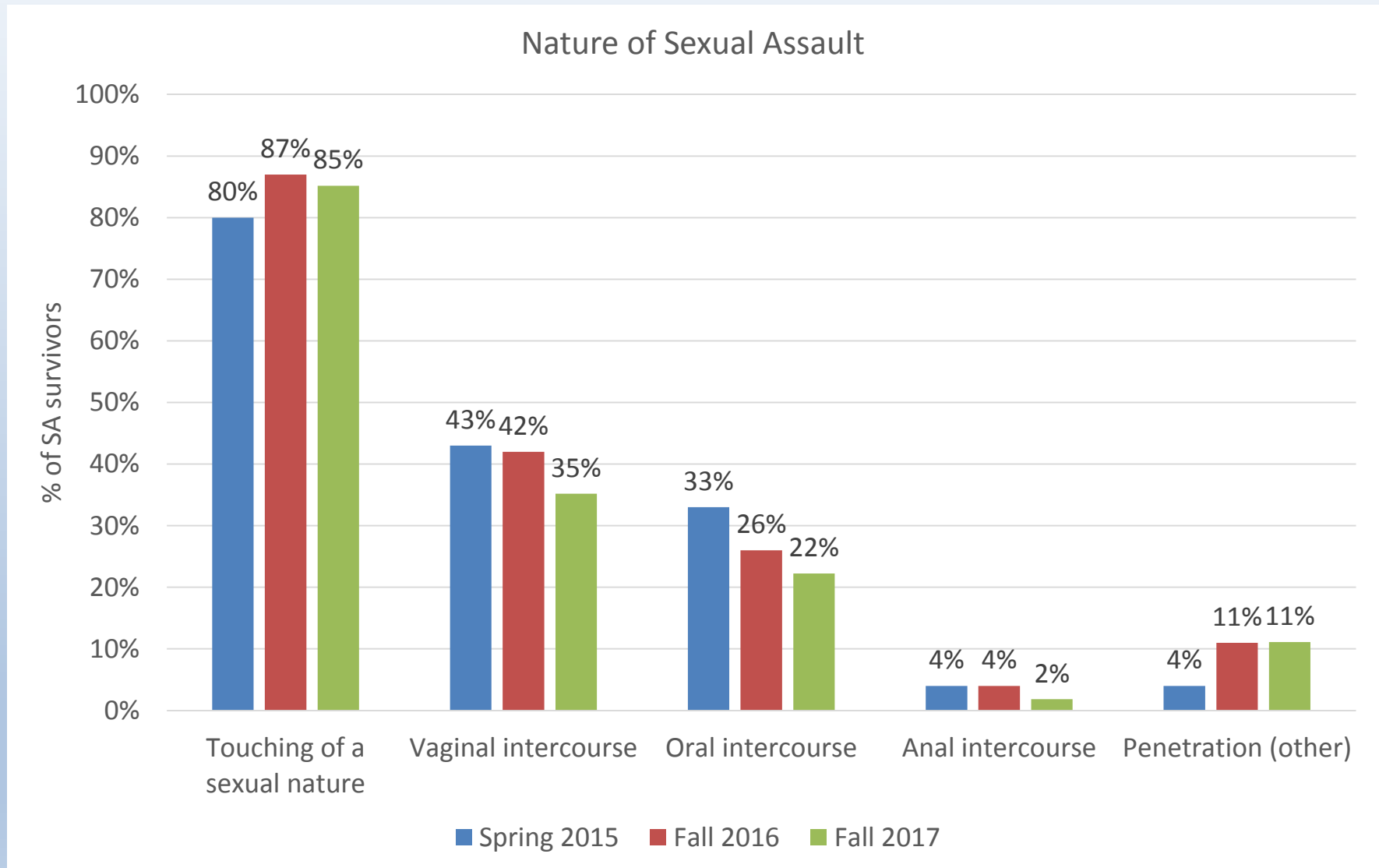


Since starting at Oxy, how many incidents of sexual assault have you experienced ...?



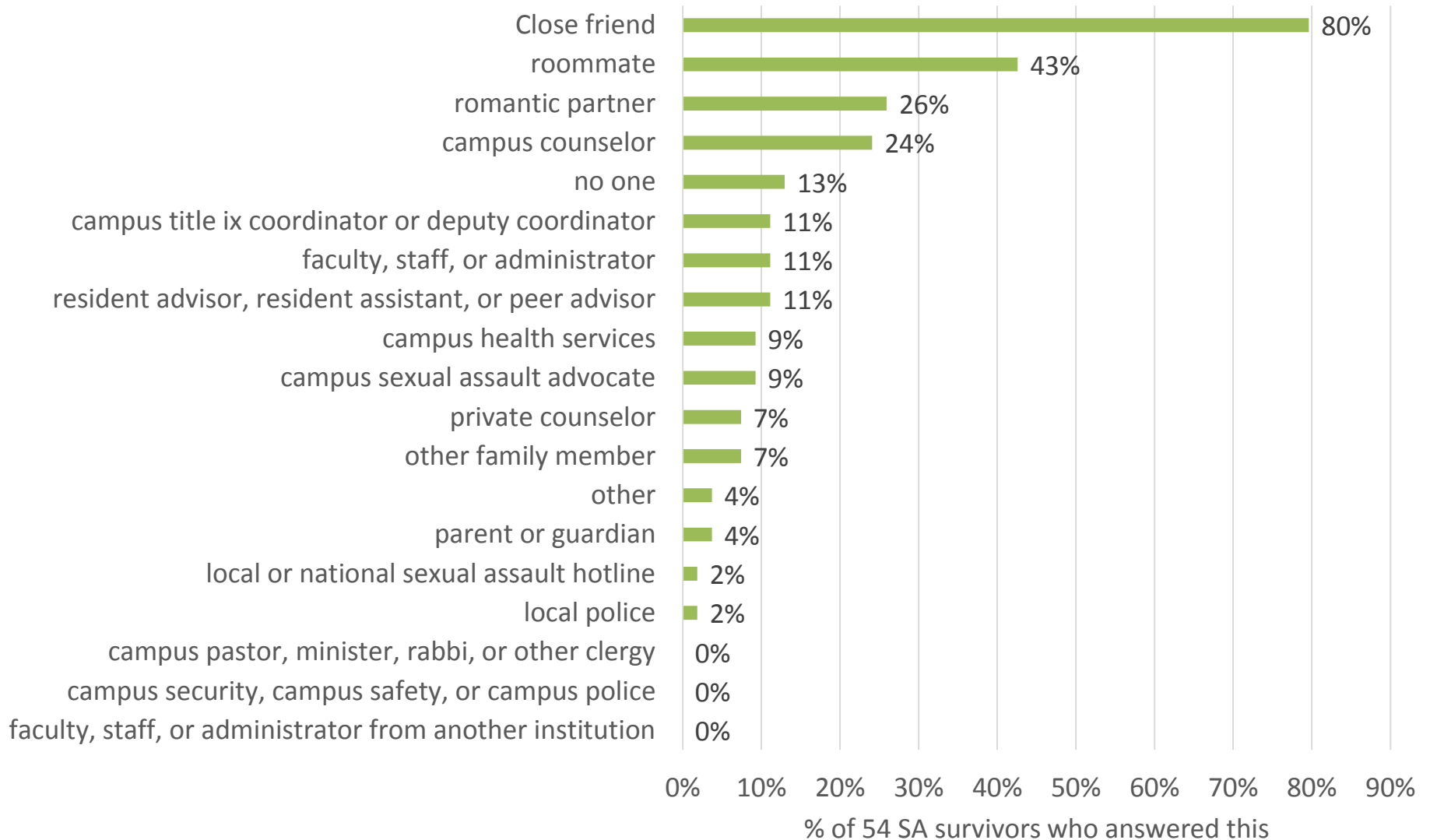
More than 50% of survivors suffered more than 1 sexual assault.

Which of the following happened?



Spring 2015: 51 sexual assaults; Fall 2016: 53 sexual assaults; Fall 2017: 54 sexual assaults

Whom did you tell about the sexual assault?

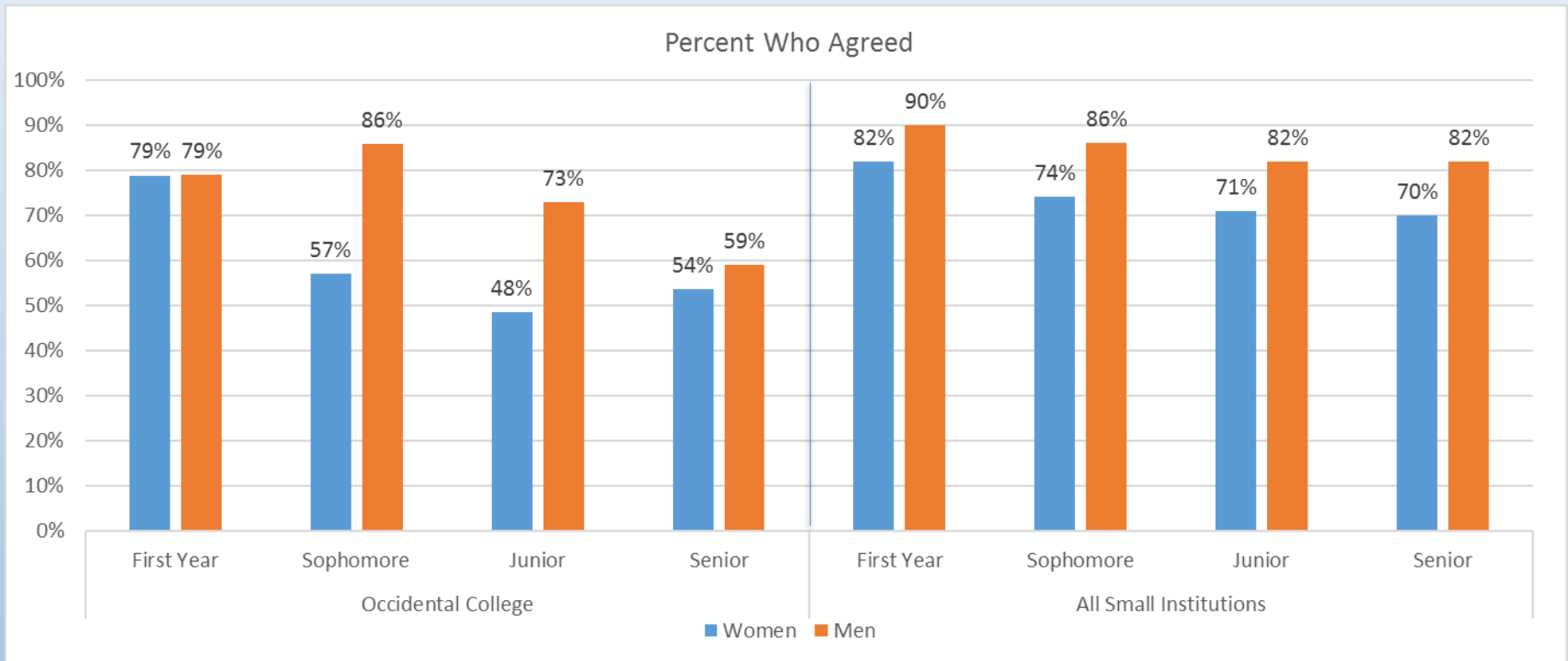


Students' trust levels for campus officials

Strongly agree/Agree %	Spring 2015	Fall 2016	Fall 2017
Campus officials would take the report seriously.	63%	64%	65%
Campus officials would support and protect the person making the report.	51%	55%	59%
Campus officials would conduct a careful investigation in order to determine what happened.	44%	49%	54%
Campus officials would take action against the offender(s).	40%	34%	36%

Students' trust levels for campus officials

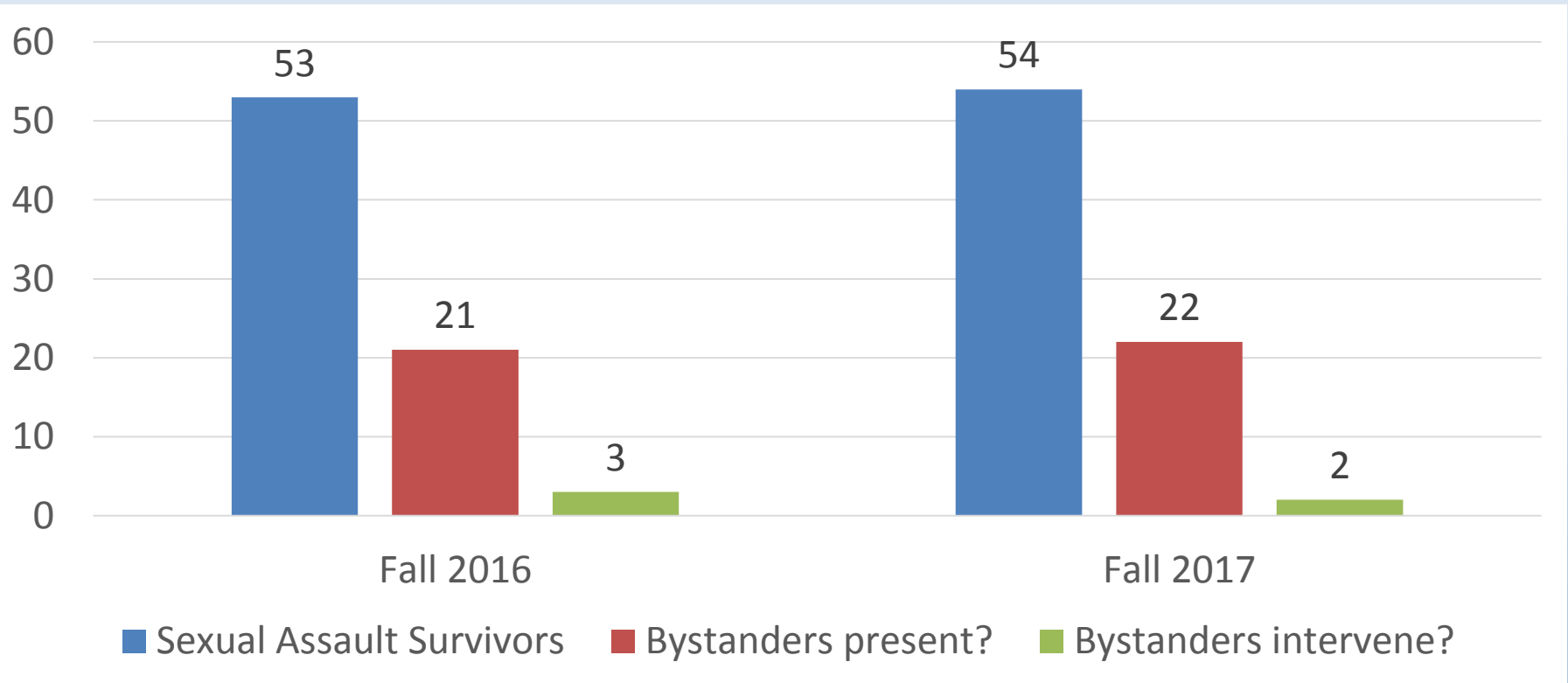
2016 comparison data: Campus officials would take the report seriously.



Bystander intervention

(SA survivor point-of-view)

In Fall 2017, 56% of total respondents believe that Oxy students would intervene if they witnessed a sexual assault.



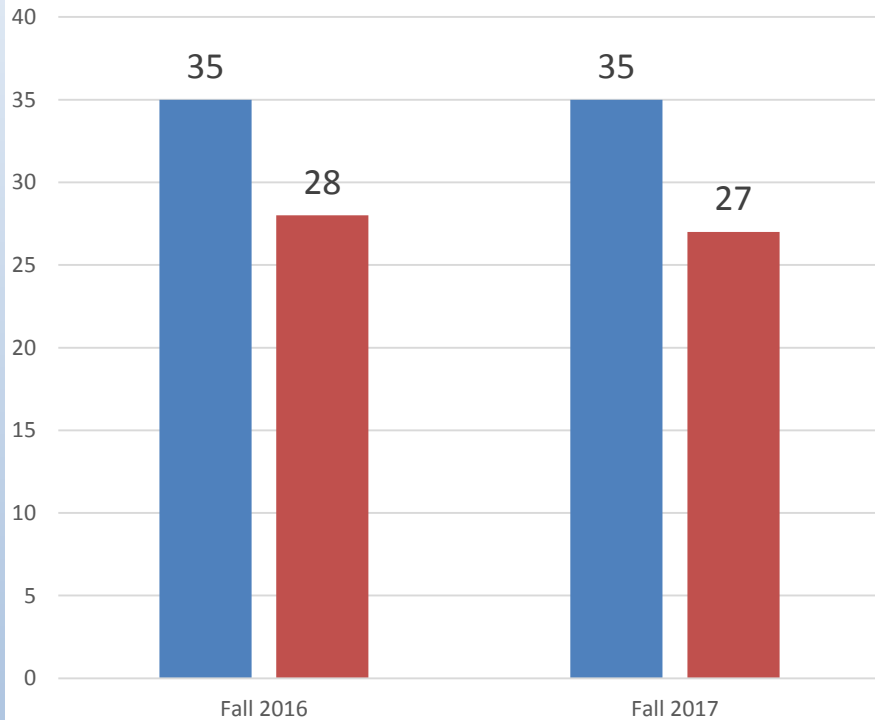
How bystanders intervened

- separated us
- asked if I needed help
- confronted assaulters

Bystander intervention

(Observer point-of-view)

Bystander observed "actual" sexual assault

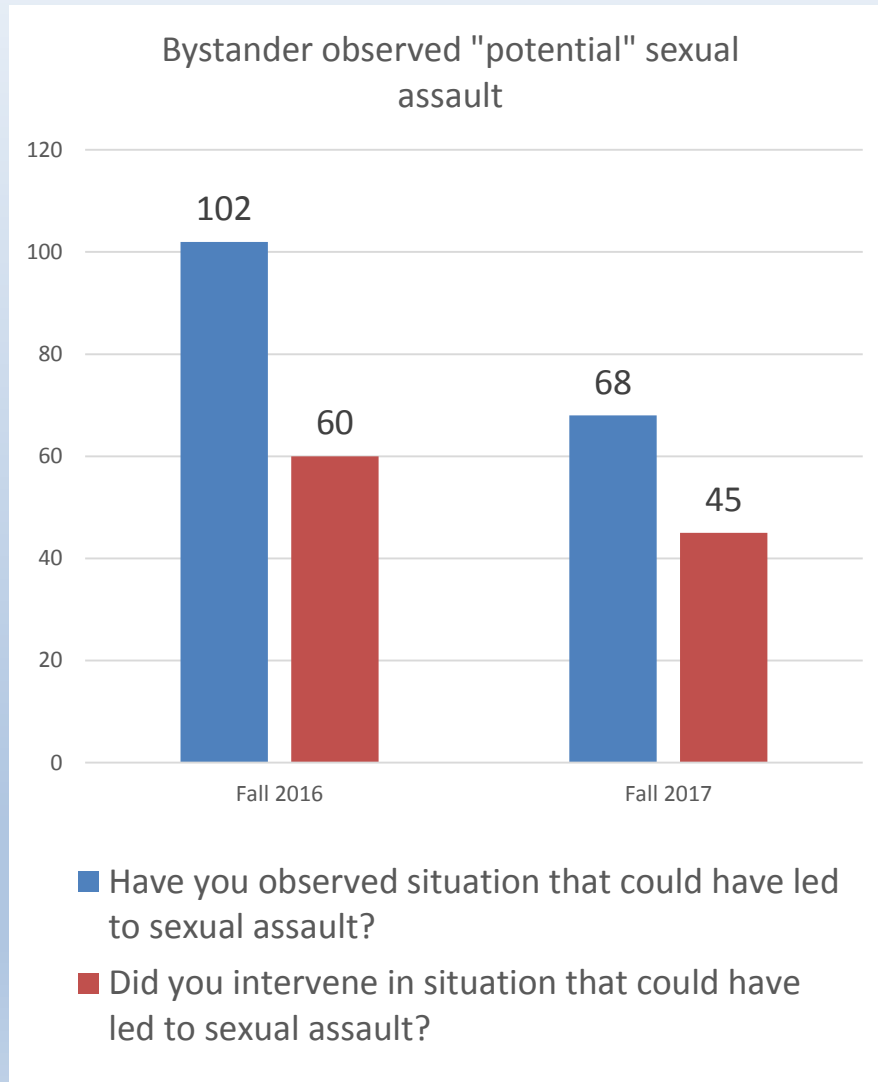


- Have you observed sexual assault?
- Did you intervene in sexual assault?

Fall 2017	Counts	%
Yes	27	77%
I considered intervening but did not feel safe doing so.	3	9%
I considered intervening but did not feel comfortable doing so.	2	6%
I considered intervening but did not know how to do so.	1	3%
I did not intervene.	2	6%
Total	35	100%

Bystander intervention

(Observer point-of-view)



Fall 2017	Counts	%
Yes	45	67%
I considered intervening but did not feel safe doing so.	4	6%
I considered intervening but did not feel comfortable doing so.	8	12%
I considered intervening but did not know how to do so.	4	6%
I did not intervene.	6	9%
Total	67	100%

Responses to open-ended questions

Themes:

Needs

Trust in the process and the administration remains an issue

Sexual harassment by faculty/staff

Different approaches to training (including what a healthy relationship looks like)

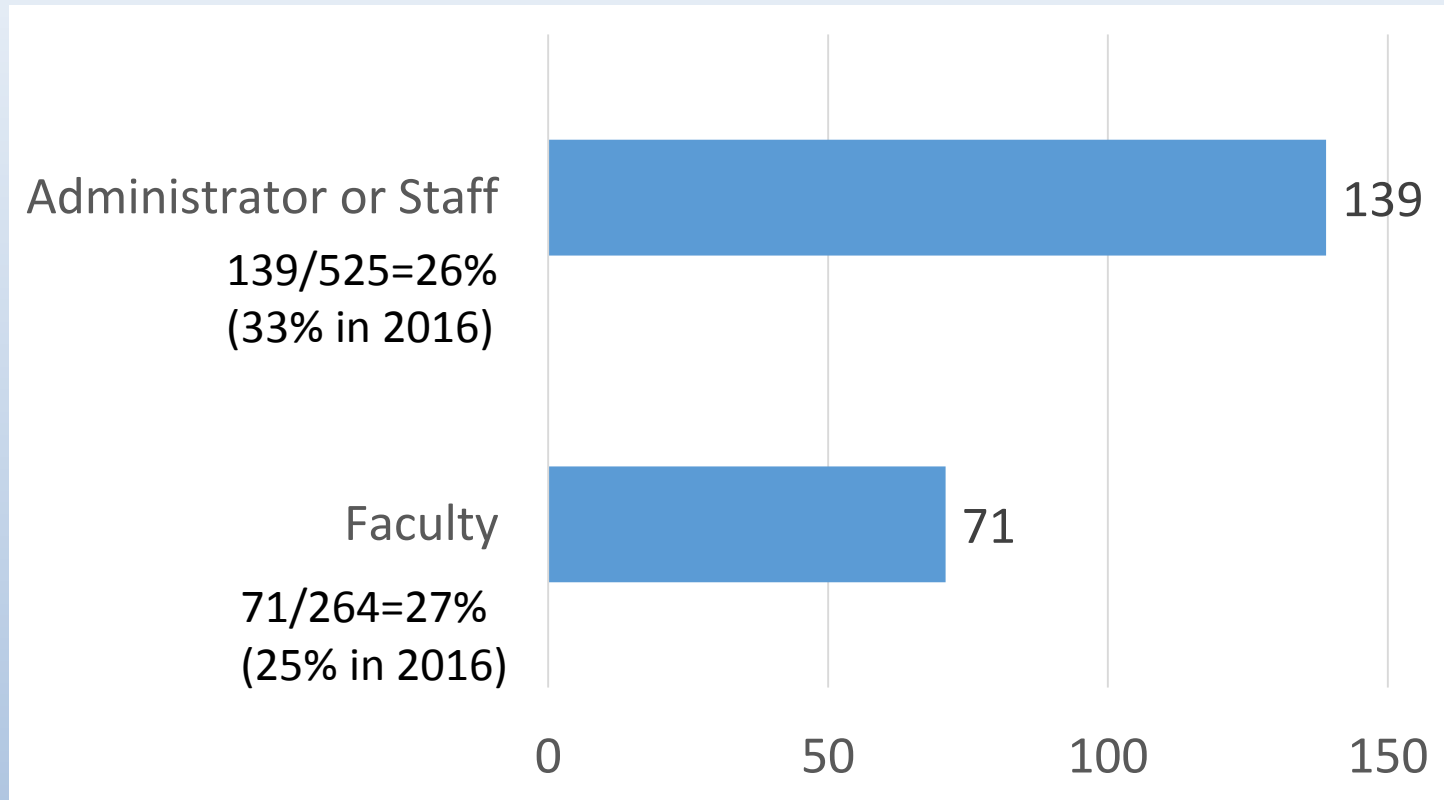
Strengths

Training for incoming students

Project SAFE

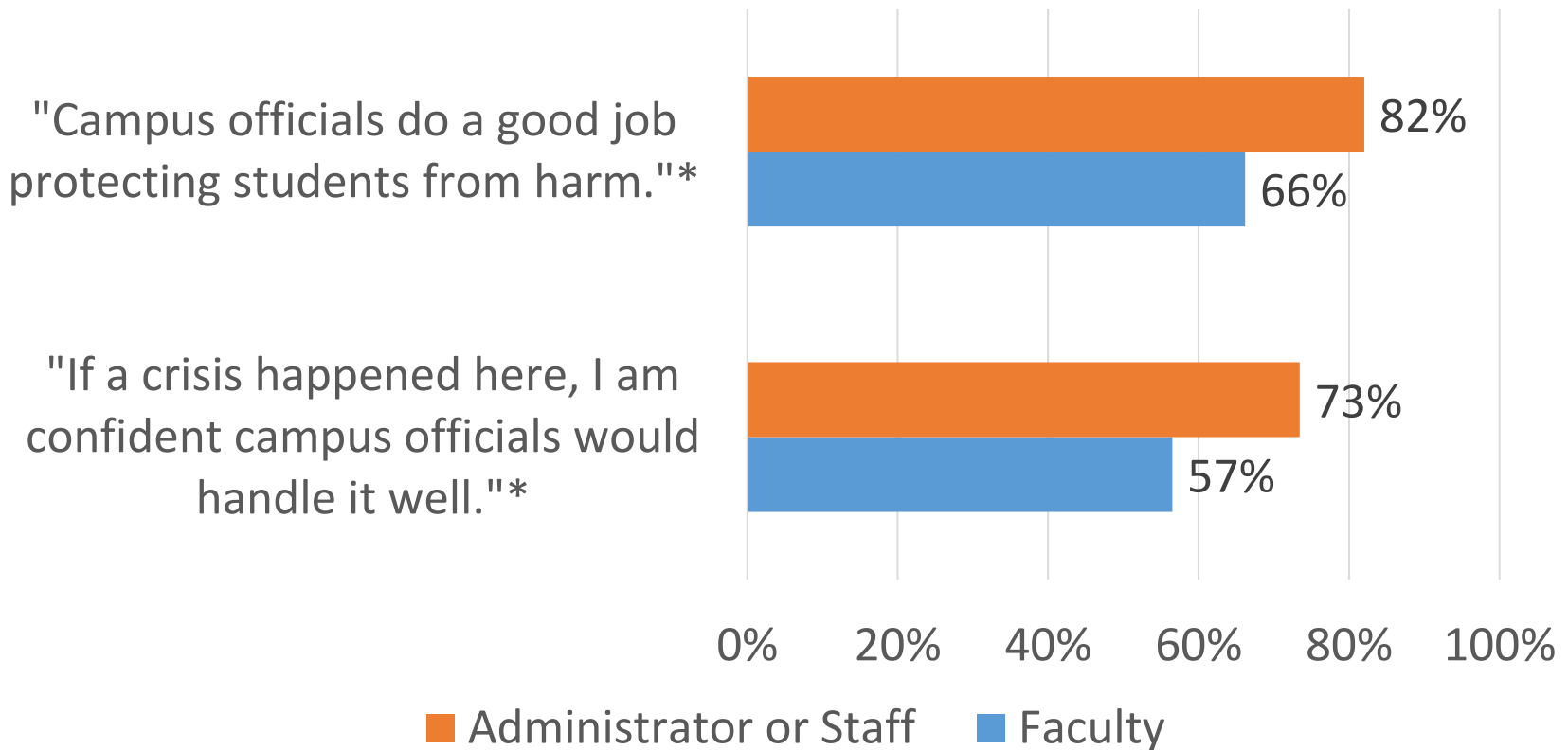
Faculty/Staff/Admin Survey

Faculty/Staff/Admin Survey Fall 2017



Questions on general campus climate in Fall 2017

% strongly agree/somewhat agree



*Differences between faculty and admin/staff are statistically significant.

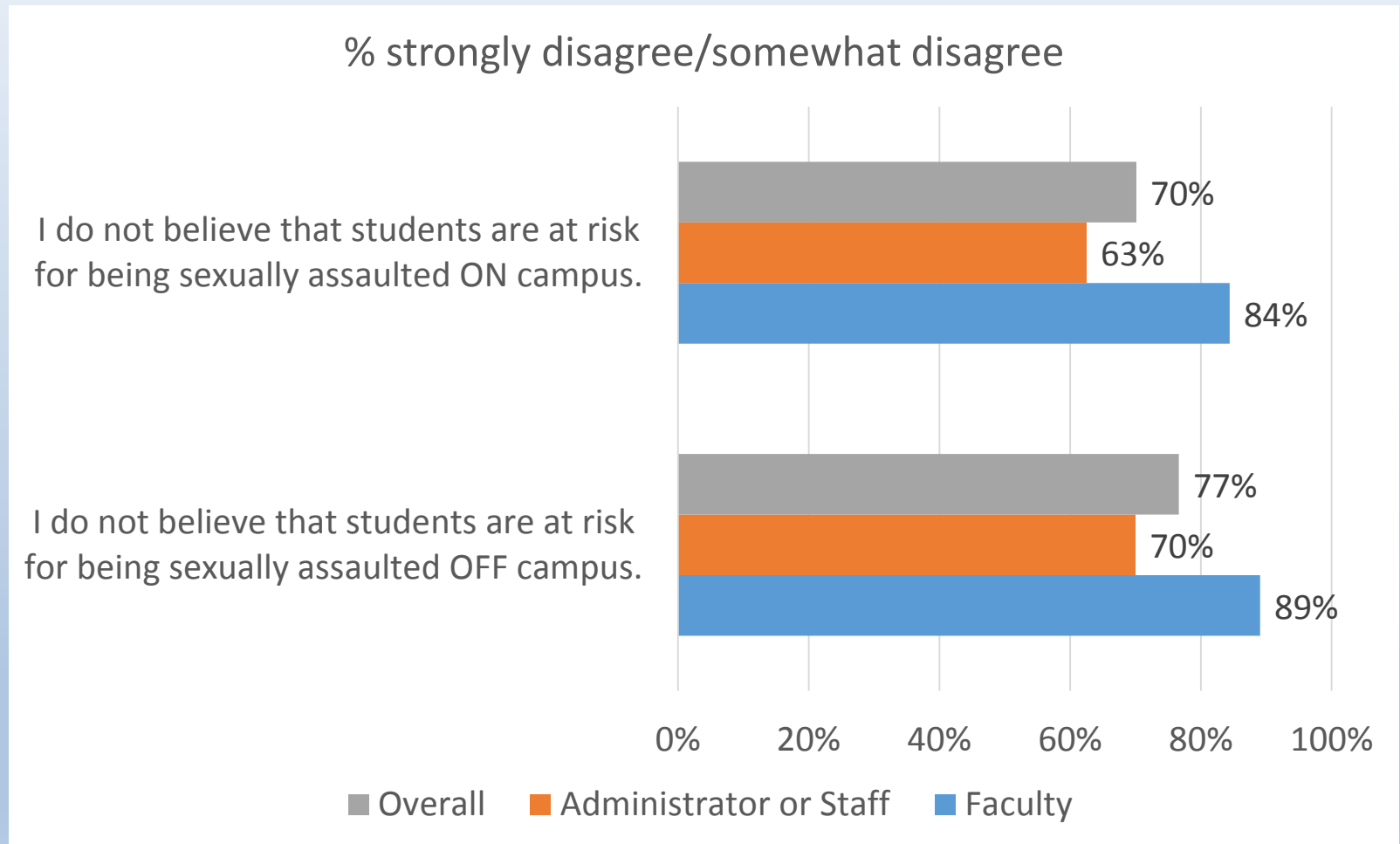
Fall 2017

"Campus officials would take the report seriously."			
		Faculty	Administrator or Staff
Title IX*	% Strongly agree	73%	88%
Campus Safety*	% Strongly agree	48%	68%

"Campus officials would support and protect the person making the report."			
		Faculty	Administrator or Staff
Title IX	% Strongly agree	68%	84%
Campus Safety*	% Strongly agree	27%	61%

*Differences between faculty and admin/staff are statistically significant.

Concern for students being at risk of sexual assaults, Fall 2017



From the Fall 2017 student survey, around 65% of sexual assaults happened ON campus, 35% happened OFF campus.

Own (faculty/admin/staff) experience with unwanted sexual contact, Fall 2017

Since starting at Oxy, how often have you experienced the following: (% rarely, sometimes, often, very often)	On campus	Off campus event or program connected with Oxy
Unwanted verbal behaviors	23%	26%
Unwanted nonverbal behaviors	9%	12%
Unwanted brief physical contact	10%	15%

Of those who experienced any unwanted sexual discrimination, sexual harassment or sexual violence at Oxy, only 9% made an official report to anyone.

Title IX training for faculty/admin/staff

- Around 93% answered that they “received Title IX training over the last 3 years”.
- 68% remember “almost all or all of it / most of it”
- Perceived understanding of sexual assault issues increased after Title IX training.

Rate your understanding of: (% Very good/ good understanding) Fall 2017	Before Training	After Training
Sexual harassment	71%	94%
Sexual assault	73%	92%
Stalking	64%	85%
Intimate partner violence	70%	86%

Perceived understanding of sexual assault issues increased after Title IX training.

Knowledge of Title IX policies, Fall 2017

Who do you think are the following (counts of all that were checked)

	Responsible employees	Responsible employees report to these	Confidential resources
All faculty/staff/administrators at Oxy who are 18-years old and above, who are not designated as "confidential" resources by the College	148		
Supervisors	134	50	37
Dean of Students Office	124	37	44
Title IX Coordinator or Deputy Coordinator	115	160	97
Student Resident Advisors	117	20	35
Coaches	128	21	27
Emmons Counselors	81	21	138
Director of Religious & Spiritual Life	74	12	117
Survivor Advocate	63	19	126
All faculty members	127		
Student workers	59		27

Responses to open-ended questions

Themes:

Needs

More training and communication about processes

Publish complaint statistics regularly

Increase visibility of Title IX Office

Make sure process is fair and equitable for both parties

Title IX Office Complaints

2016-2017 Formal Charges

Respondent	Charge	Result	Sanction
1	Sexual assault	Responsible	Expulsion
	Non-consensual sexual contact	Responsible	Expulsion
2	Sexual assault	Not Responsible	N/A
	Non-consensual sexual contact	Not Responsible	N/A
3	Stalking	Responsible	Disciplinary probation, online education, reflection paper, no contact order
	Sexual harassment	Not Responsible	N/A

Types of Charges and Informal Resolutions Handled by the Title IX Office During the 2016-2017 Academic Year

ALLEGED INCIDENT* AS DEFINED IN OUR POLICY	NUMBER OF INCIDENTS
Sex- or Gender-based Discrimination	3
Gender-based Harassment	4
Non-Consensual Sexual Contact	8
Intimate Partner Violence	2
Sexual Exploitation	0
Stalking	11
Sexual Assault	19
Sexual Harassment	14
Not covered by Title IX	14
TOTAL	75

*Some cases involve multiple charges against a single defendant.

Next Steps

- Include Oxy specific questions on the student survey
- Create additional communication materials on responsible employees, reporting options and the investigation process
- Include more specifics on verbal harassment in new employee training
- Explore the addition of more options for informal resolution of complaints (Informal resolution not available for allegations of physical violence.)
- Consider alternative means of campus climate data collection
- Consider alternative training methodologies

Thank you.

Jennifer Broomfield | Title IX Coordinator
Title IX Office

Teresa Kaldor, PhD | Director
Office of Institutional Research and Planning

Occidental College