

# What to Expect During Room Draw

1. Once you receive your housing lottery information prior to formal Room Draw, you will be able to preview rooms in eRezlife. This information will be emailed to you and you will be able to log into [eRezLife](#).

## Pending items

### Room lottery

 Your room lottery timeslot is **Feb 07, 2018 at 09:00 am EST.**


You may browse rooms now, and mark favorites to help you find your room more quickly when your timeslot opens.

 [Preview rooms](#)


2. You may search for specific rooms. (Please review the floor plans that have been posted under the Resources & Bulletins > Resources section.)

Residence building preference   Application form   Confirm application   Find your room

---

- Use the search filters on the left to find a room.
- Click the star  on the right to mark the room as a favorite. (tip: this will give you quick access once your selection is open)

---

Only show my favorites 

Search for rooms

---

Building

Section

Has meal plan  
 yes  
 no  
 either

---







ADA Accessible  
 yes  
 no  
 either

---

Private Bathroom  
 yes  
 no  
 either

---

4 rooms match your search

Suite 100		
Room 100A		
Room 100B		
Suite 101		
Room 101A		
Room 101B		

# What to Expect During Room Draw

3. Prior to room draw, you can mark your favorite room(s) and view only your favorite room(s) during the Room Lottery Process on your designated room draw date.

The screenshot shows a web interface for room selection. On the left, there are filters: 'Only show my favorites' (selected with a star icon), 'Search for rooms', 'Building' (set to 'Building One'), 'Section' (set to 'First Floor'), and 'Has meal plan' (options: 'yes', 'no', 'either' selected). On the right, under 'Showing all 5 of your favourites', there are two sections: 'Building One Suite 100' and 'Building Three Suite 100'. Under 'Building One Suite 100', there are three rows of room icons: 'Room 100A' (two icons, one with a red 'X'), 'Room 100A' (two icons, one with a red 'X'), and 'Room 100B' (two icons). Under 'Building Three Suite 100', there are two rows: 'Room 100A' (one icon) and 'Room 100B' (one icon). A red arrow points to a yellow star icon next to the 'Building One Suite 100' header.


4. Once you're eligible for the Room Lottery Process, you will see a **Browse Rooms'** button at the top of the **Housing Overview** page.

The screenshot shows the 'Housing Overview' page. At the top right, there is a 'Housing Applicant' dropdown menu. Below it, the 'Pending items' section is titled 'Room lottery' and includes the text 'You may now browse rooms and make your selection.' A green button labeled 'Browse rooms' is highlighted with a red box. Below this is the 'Application forms' section, which starts with the text 'Start your residence application by clicking the "Apply now" button for the application you are interested in.' Below this text is a table with the following data:

Name	Deadline	Occupancy dates	Status
<a href="#">2018-2019 Housing Application (New Students)</a>	Feb 05, 2018	Aug 18, 2018 to May 10, 2019	Complete <a href="#">withdraw application?</a>

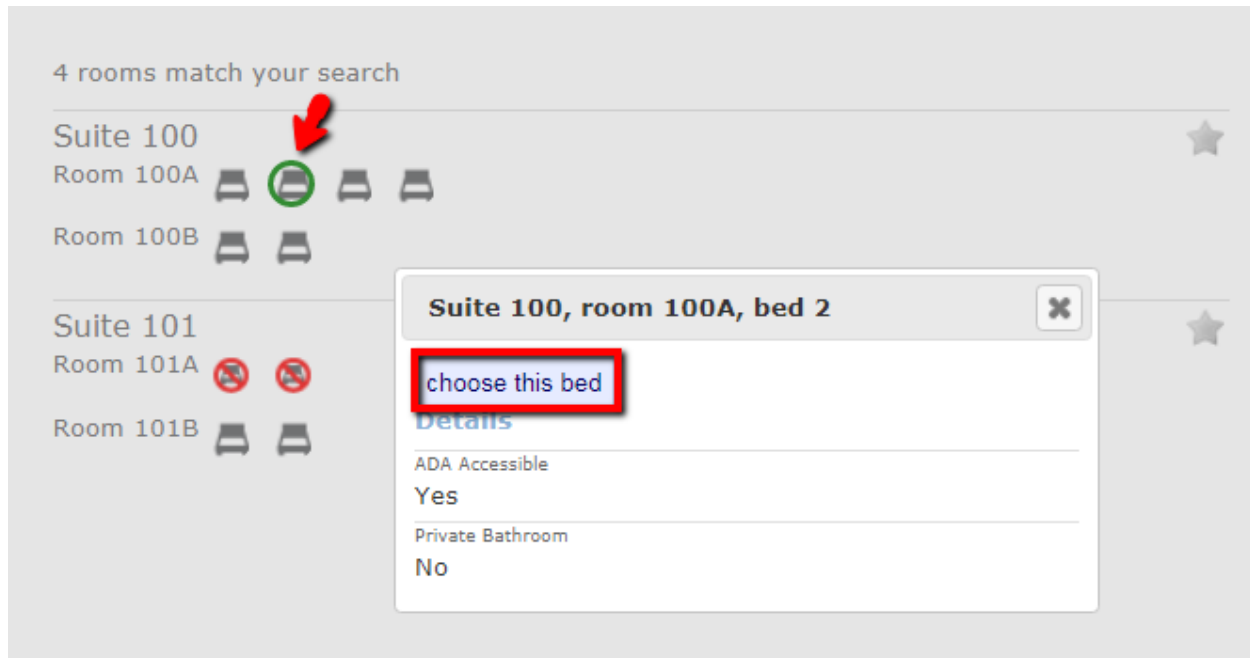
5. Click the 'Browse Rooms' button to browse rooms and make your selection.

6. You may search for specific rooms by building/section and/or other residence preferences set up at your school.

7. Vacant rooms are indicated by the  icon, and rooms that are unavailable to you are indicated by the  icon.

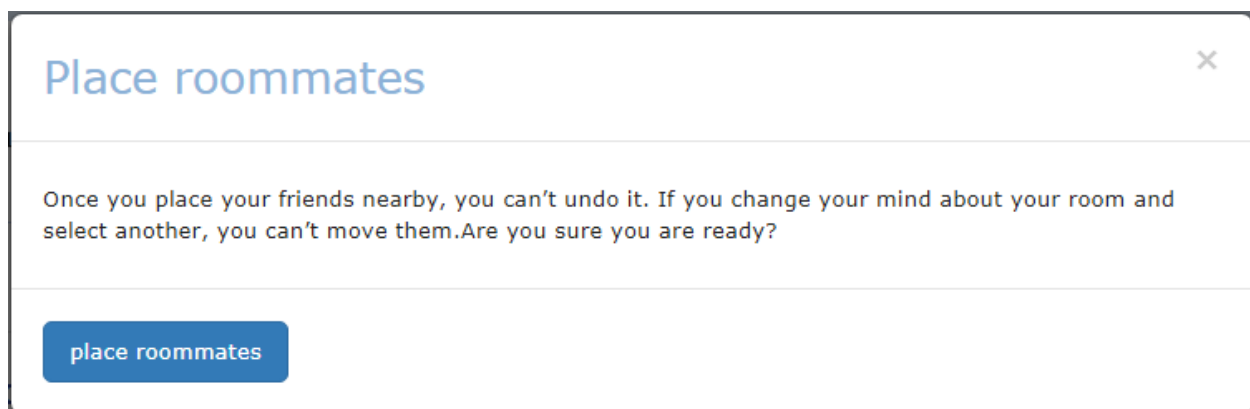
8. A dialog window will be prompted with details of the selected room. Click the 'choose this bed' button to reserve your selection.

# What to Expect During Room Draw



9. Review the details of your room reservation. Click the 'look at other rooms' link to browse other rooms while keeping your current reservation. Alternatively, you can also cancel the current room reservation and look at other available rooms by clicking the 'cancel this reservation and continue looking at rooms' link.

10. Click the 'Place your friends nearby' link to reserve a housing assignment for your roommates.



# What to Expect During Room Draw

---

10. You can view your reserved assignment when you login into your eRezLife account  
> Click on your current housing application.

The screenshot displays the eRezLife web application interface. On the left is a blue sidebar with the eRezLife logo and a menu. The main content area is white with a light blue header. The 'RECOMMENDED ACTIONS' section contains a button for 'manage housing applications'. Below this is an 'Upcoming' section with a message: 'No upcoming events in the next 3 days.' The 'Your housing applications' section features a red arrow pointing to a card for '2018-2019 Housing Application (New Students)' with a status of 'Accepted Offer'. A 'View applications' link is visible in the top right of this section.

**eRezLife**  
Applications & forms

- Home
- Housing
  - Housing overview
  - My housing profile
    - 2018-2019 Housing Application
    - My roommate profile
    - Roommate groups
- Bulletins & resources

RECOMMENDED ACTIONS

manage housing applications

Upcoming


No upcoming events in the next 3 days.

Your housing applications [View applications](#)

2018-2019 Housing Application (New Students)  
STATUS  
Accepted Offer

# What to Expect During Room Draw

11. Review the details of your reserved housing assignment.



Applications & forms

Home

Housing

Housing overview

My housing profile

—

2018-2019 Housing Application

—

My roommate profile

Roommate groups

Bulletins & resources

---

## Accepted offer – thank you!

**Your assignment in residence has been reserved**

---

### Details


#### Occupancy dates

- General check-in begins on Aug 18, 2018
- Last day in residence is on May 10, 2019

---

#### Your placement

Main Campus > Building One

 First Floor > 100 > 100A > 2

room type: Quad

deposit paid: yes

---

#### Your mealplan choice

Meal Plan A – \$350.00 – Allows students to access the cafeteria 10 times per week.

---

#### Payment due dates

rent		mealplan	
date	amount	date	amount
Aug 01, 2018	1,500.00	Aug 01, 2018	350.00
		Aug 18, 2018	270.67

---

#### Cancel application & tenancy

If you wish to cancel this application, please contact:

eRezLife Housing & Residence Life  
housing@erezlife.ca