

CAROLINA CARE REPORT

ACTIVITY +
REFLECTION
GUIDE

CARE REPORT

CAYCEDO

CAYCEDO
CAROLINA

OXYARTS

HOW TO USE THIS GUIDE

You can print this out at home, or follow along online!

If you are viewing this online, make sure you have three pieces of paper for the activities.

The Care Report exhibition is installed at Oxy Arts and can be viewed at a safe distance from the sidewalk!

Visit us at 4757 York Blvd to see the exhibition in person, or click on this link to see a video tour of the exhibition.
bit.ly/oxyarts-carereport



WATCH THE
VIDEO

Care Report is an exhibition about environmental justice and the people, especially womxn, who fight to save our planet.

Carolina Caycedo's artwork invites us to think about how important it is to provide care for water, land, air, forests, and minerals as well as animals and other humans.

VOCABULARY

environmental justice - fair treatment of all people in terms of environmental laws and policies.

lineage - people, plants, or beings who share a common ancestor.

portrait - a painting, drawing, photograph, or engraving, usually of a person.

WHO IS PART OF YOUR STORY?


Carolina Caycedo created a collage that is a visual lineage of womxn who inspire her.




Care Report, collage

Who are the ancestors that inspire you? This can include family members, friends, historical figures, or even plants and animals!

Take a few moments to think of people you consider to be part of your story. You can write their names or sketch them here.



Carolina uses collage to create her Care Report lineage. You can create your own collage, or create a drawing of your ancestors here. Imagine they are all gathered together!



REFLECTION QUESTIONS

How do your ancestors influence you?

How is a collage or drawing of your lineage similar to a self portrait?

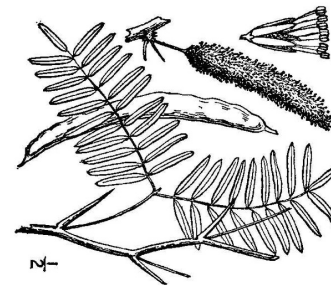
What would your ancestors say or do if they could all meet each other?

PLANT PORTRAITS

Drawing a portrait of a plant is a great way to observe and connect with the world around us.

Take a walk around your neighborhood and pause when you see a plant that interests you.

Here are some plants that are native to Southern California. Do you see them around you?



Mesquite tree



Yucca





Elderberry
bush



Sage

Record the
plants you saw
on your walk
here. Do you
know any of
their names?



REFLECTION QUESTIONS

What did you notice from drawing these plants? Was there anything you didn't see at first that you noticed later?

How can a portrait show respect to a plant, person, or animal?

PROTEST BANNERS



What is an issue that matters to you?

Make a brainstorm list of things you'd like to change in your local community in this box:

Before you start drawing on the next page, answer these questions:

What color is your banner going to be? Why?

What shapes or symbols could you use to communicate your message?:

Sketch your protest banners here! You can try out different color combinations and designs here, or create multiple different messages. You can also use this sketch to make a HUGE banner on cardboard or out of fabric like the ones in the show.

Three empty rectangular boxes, each with a light green border, stacked vertically. These boxes are intended for sketching protest banners.

REFLECTION QUESTIONS

How did the different colors or designs change the message on your banner?

Who is this banner speaking to?
How would you use this banner?

Why is protesting important to you?

How can local issues make a difference across the world?

These prompts were developed by Occidental College student educators through the Community Studio after school art program.

The Community Studio program brings free visual art classes to local elementary schools and offers workshops for 4-8th graders at Oxy Arts.

We also have an archive of video and online lessons that you can follow along with at home!

To learn more visit bit.ly/communitystudio or follow us @oxyarts